

I. EXECUTIVE SUMMARY

Introduction

The State of the Local Governance Report (SLGR) is the result of the compiled outputs of the Local Governance Performance Management System (LGPMS). The SLGR may serve as guide to the Local Government Unit in its efforts of development as well as to provide basic information on the state of local affairs in the municipality.

The LGPMS, a performance management tool, looks into the state of local affairs in the (4) areas of governance: (1) Administrative Governance, (2) Social Governance, (3) Economic Governance, and (4) Environmental Governance. Fundamentals of good governance shown in the results on Participation, Transparency and Financial Accountability is an important part of this report.

The method of data collection utilizes the data capture form (DCM) for the four performance areas stated above and administered to the different departments for their responses to the questions provided. The local DILG office spearheaded the data collection.

A performance scale is also used to identify areas that are excellent in performance with a scale of 5 as well as 1-4 scales for areas in need of improvement.

The report contained in this SLGR covers Calendar year 2011 data.

Highlights of Findings

The findings of the survey conducted thru LPGMS show that the overall performance index of the Municipality of Jagna is 4.52 higher than last year's performance rating which was at 4.29. the rating of 4.52 has a corresponding adjectival description of HIGH. All the five performance areas measured: Valuing Fundamentals of Good Governance; Administrative Governance; Social Governance; Economic Governance and Environmental Governance got 4.10 to 4.87 range of numerical value with HIGH as the adjectival description. This numerical and adjectival description were based on the State of Local Development Wheel Chart. Table 1 below presents the result.

Table 1
STATE OF LOCAL GOVERNANCE PERFORMANCE
Jagna, Bohol

PERFORMANCE AREAS	NUMERICAL	ADJECTIVAL
Valuing Fundamentals of Good Governance	4.55	High
Administrative Governance	4.24	High
Social Governance	4.87	High
Economic Governance	4.10	High
Environmental Governance	4.85	High
Overall Performance Index	4.52	High

I. STATE OF LOCAL GOVERNANCE PERFORMANCE

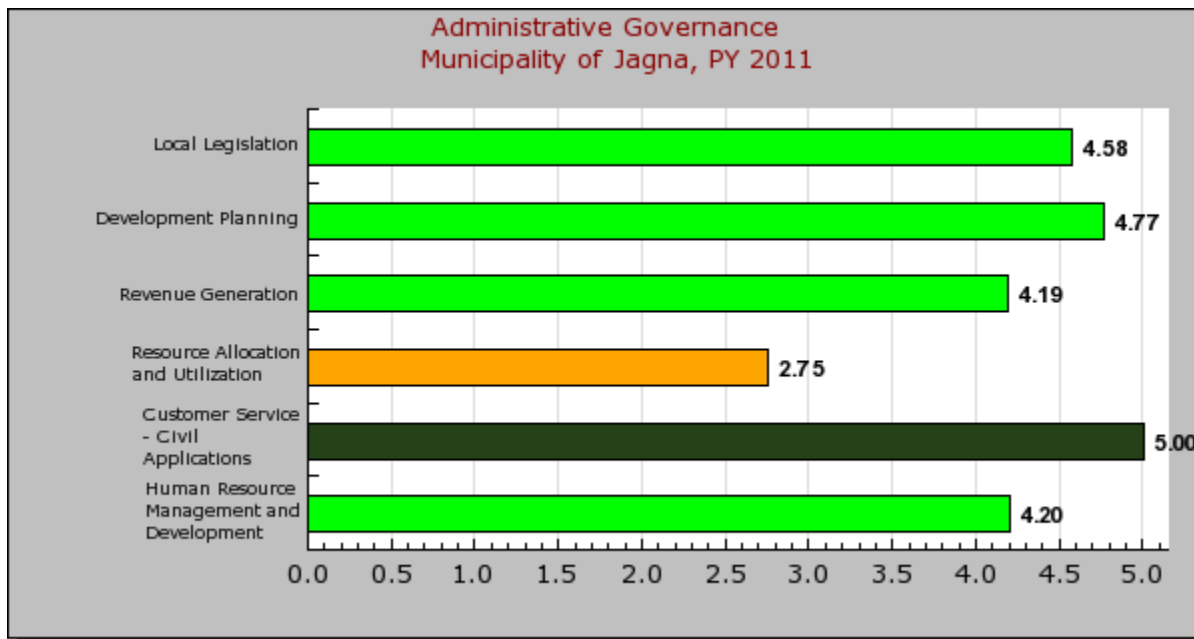
The result shown below in specific details signify some of the factors that affect the scale of performance. We also do not discount other external factors that could affect such level of performance of the LGU.

The LGU has 4 service areas that are excellent but there is a big drop when talking of resource allocation and utilization and Support to Fishery Service.

On Administrative Governance

There are six areas that are looked into in determining performance in the area of Administrative Governance. These are Local Legislation; Development Planning; Revenue Generation; Resource Allocation and Utilization; Customer Service – Civil Applications; and Human Resource Management and Development.

Five areas have high performance ranging from a scale of 5.0 in Customer Service – Civil Applications. The lowest is Resource Allocation and Utilization with only 2.75.



Local Legislation

The 7th Sangguniang Bayan 2011 Annual Legislative Report stated that there were 54 sessions conducted. Fifty-one of the fifty-four sessions were regular and 3 sessions were special sessions. These sessions are conducted on air live via DYJP Jagna Community Radion 100.1 FM.

The 7th Sangguniang Bayan conducted public hearing (Committee of Whole) for the New Revenue Code and series of budget hearings for the 2012 Annual Budget.

There are 51 minutes found at the Legislative Library with supporting/back-up copies found at the monthly folder as well as in the E-Record. Fifty-one session journals are also found at the Legislative Library.

Legislative enactments:

Resolutions	-	102	(90% ELA PPAs related) (10% Miscellaneous)
General Ordinances	-	5	(due to the presence of several codes)
Appropriation Ordinances	-	7	

Major PPAs undertaken in 2011 were GAD IRR Formulation last February 16-18, 2011; E-Tracking and Analysis on September 1, 2011; Barangay Visitation to assist Barangay Councils and members toward the performance of roles, functions and duties.

Development Planning

The Local Development Council is among the present LGU bodies that have already been established. The composition is in accordance with the Local Government Code.

One of the present work under development planning is the conduct of CLUP review. The Comprehensive Land Use Plan (CLUP) of the municipality is currently under review. In consultation with the various stakeholders it underwent various stages of process to ensure that it is responsive and strategic in terms of socio-economic development.

Planning on DRRM focused on high risk barangays.

JaSMED Strategic planning was conducted in August 2011 to strengthen the unit.

Drafted ecoBudget Master plan and Municipal Poverty Reduction Action Plan in coordination with the Realising DReAMS.

Revenue Generation

Total LGU income in 2011 was P72,275,040.39. This is sourced from IRA share, local-sourced revenues and other revenues.

The system on all local taxes, fees and charges is an interlinked system. It operates on a network of computers linking the Assessor, Business Permits and Licensing Officer and Treasurer.

The LGU does not provide any incentive scheme to promote efficiency in real property assessment and real property tax collection.

Rules enforced on the system include civil remedies on tax delinquencies and is guided by a Local Revenue Code that is not more than 5 years old.

Real property tax system is guided by tax maps for property identification. Real property records and information are indexed to facilitate access by real property owners.

Business tax records on the other hand are regularly updated and revenue enhancement measures are continuously implemented.

The Municipality of Jagna in the year 2011 attained rank number 2 in the province in collection efficiency on real property tax.

Resource Allocation and Utilization

For the year under review, Resource Allocation and Utilization took a huge deep from last year's performance at only 2.75 compared to last 2010 with a rating of 4.33.

A review/assessment of the year's budgeting may be done.

Customer Service

Civil Registry Documents

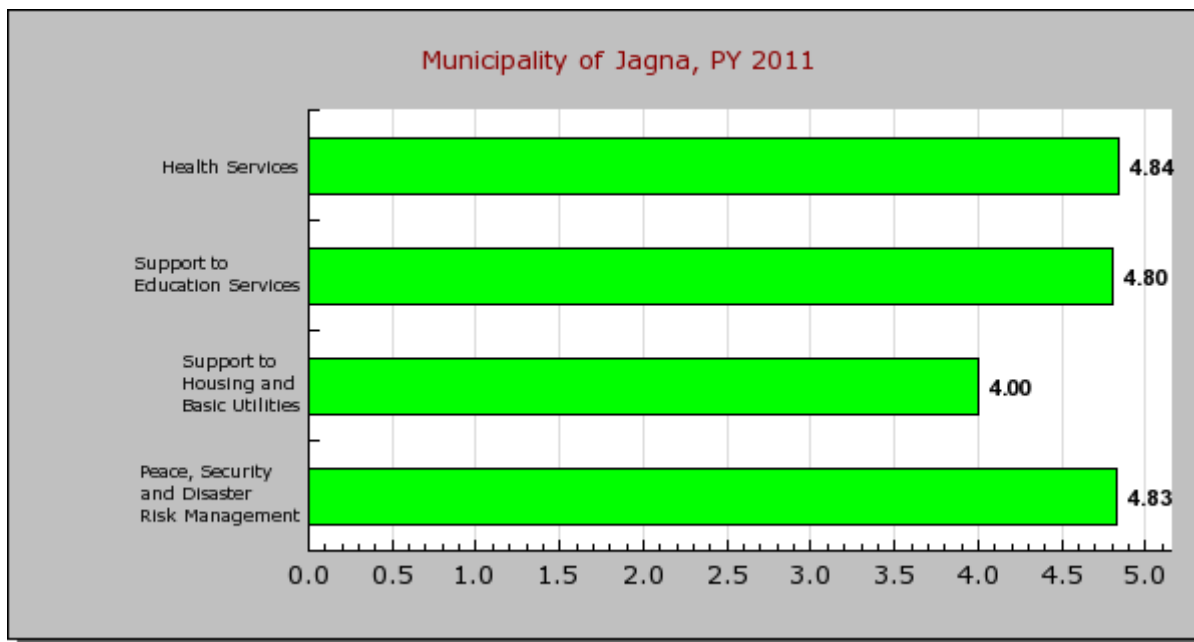
A database on civil registry records has been implemented in the LGU. The processing of birth, death, marriage certificate is only brief. A system or procedure has been established in the application of these documents.

Human Resources Management and Development

Human resources management and development is supported by the following: transparency of recruitment; valuing permanence in appointments; recognition of good performance; trainings and grievance mechanism. All of these are being practiced in the LGU.

On Social Governance

Social Governance looks into four areas: Health Services, Support to Education Services, Support to Housing and Basic Utilities, and Peace, Security and Disaster Risk Management. The LGU Jagna's performance in each area of Social Governance is plotted in the graph below.



The bar graph shows that Support to Housing and Basic Utilities dropped in performance with a rating of 5 in 2010 but acquired a 4.0 rating in 2011. Health Services with 4.84 has the same rating as 2010; Peace, Security and Disaster Risk Management with 4.83 compared to 4.23 in 2010; and Support to Education, 4.80.

Health Services

The Local Health Board (LHB) is a body that was organized to function in accordance to the Local Government Code. It conducts meetings once a month and when the need arises.

Agenda is prepared for every meeting as well as documentation of the proceedings. The LHB is performing according to its mandate.

Programs on Maternal and Child Health – nutrition, family planning, expanded program on immunization; Maternal Tuberculosis Program, Leprosy Control Program, Control of Diarrheal Disease, Control of Acute Respiratory Tract Infection, Environmental Sanitation Program, Cardiovascular Disease Control, Renal Disease Control Program are being implemented.

Support to Education

The Local School Board, the body follows the composition mandated in the Local Government Code.

The School Board conducts meetings when necessary. It has performed its functions such as the determination of budgetary needs and cost for the operation and maintenance and has ensured that funds of the Special Education Fund is disbursed in accordance with the prepared budget as well as consistent with the existing rules and regulations among its other duties. It has also supported activities related to educational research as well as sports development.

The LGU supports from the General Fund the program on Alternative Learning Systems as well as the construction of extension classrooms and the hiring of teachers for these extension classes.

The LGU is in support of sports development. The Local Chief Executive is hands on in funding sports development.

Support to Housing and Basic Utilities

The LGU thru the MPDC maintains a database for the housing sector and contains an updated inventory of informal settlers; makeshift houses; sites for potential socialized housing; an updated inventory of households with access to water supply and households with access to electricity.

This inventory is updated regularly.

This database has greatly helped the LGU in the performance of its basic services to the constituency of Jagna.

Peace, Security and Disaster Risk Management

Thru the joint meetings of the Municipal Peace and Order Council (MPOC), Municipal Council for the Protection of Children (MCPC), Municipal Anti-Drug Abuse Council (MADAC) and Municipal Disaster Risk Reduction Management Council (MDRRMC), peace, security and disaster risk management issues and concerns are discussed regularly. The body regularly meets and has been performing in accordance with rules and regulations.

The municipality has already constructed a MDRRMC office and has assigned an officer to oversee the management of the MDRRM office.

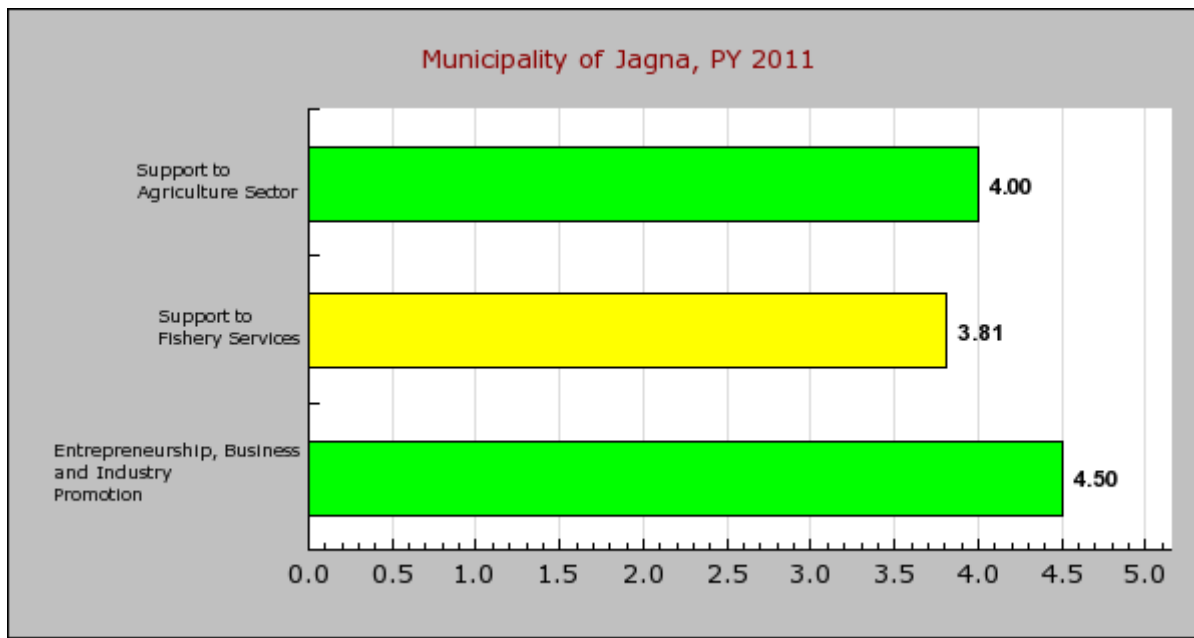
Continuing projects under MDRRMC is the dredging and declogging of the Jagna rivers. This is a continuous program to deepen and expand the river so as to prevent flooding within metro Jagna.

The municipality is also one of the pioneers in Bohol to establish the Jagna Emergency Medical Rescue Unit (JEMRU). JEMRU has been receiving positive feedback on their operations. They have responded quickly and efficiently to emergencies. Several cases have been responded to and has greatly improved the emergency service of the municipality.

On Economic Governance

Economic Governance looks into the areas on Support to Agriculture Sector, Support to Fishery Services, and Entrepreneurship, Business and Industry Promotion.

LGU Jagna's performance in this area is **4.10** with an equivalent adjectival description of High. The following graph shows the result of the self assessment tool.



The graph shows that Support to Fishery Services earned the lowest rating at 3.81 the same level as last year. Support to Agriculture Sector went up by .1 to 4 from 3.9 last year. Entrepreneurship, Business and Industry Promotion dropped to 4.5 from a rating of 4.77 last year.

Support to Agriculture Sector

Infrastructure support to agriculture sector is provided by the LGU as well as from the provincial, national as well as other donor agencies. The rehabilitation of irrigation systems are spearheaded by the LGU as well as rehabilitation and construction of roads.

The present administration is in full support of rice production enhancement program, rice seed subsidy program, farmers field school on corn, corn dispersal, organizing & strengthening of irrigators association/farmers association, establishment of linkages, education and training, promotion of organic farming, crops and fertilizer dispersal, cutflower demo farm, livestock upgrading program, animal health care management and rabies prevention and eradication.

Support to Fishery Service

Accomplishments of the fishery service for the year in review, 2011, includes tilapia dispersal, installation of marker buoys in marine sanctuaries, underwater clean-up, deputation of fish warden training to 33 barangay tanods and POs, marine protected area monitoring,

underwater mapping and assessment on MPAs, establishment of MPA guardhouse, community needs assessment and fish catch monitoring.

Entrepreneurship, Business and Industry Promotion

The Business-One-Stop Shop at the beginning of the year is in full operation from the Jagna Gymnasium. Issuances of permits and licenses are flowing smoothly just as in the year 2010.

The business environment in the town is open to would be investors. Provision of tax incentive is existing.

Processing time though for building permits, occupancy permits and business permits as a standard takes longer than 4 hours but not more than 8 hours.

All other services have been provided with and citizen's charter is being followed.

On Environmental Governance

Environmental Governance takes into account four areas. These are Forest Ecosystem Management, Freshwater Ecosystems Management, Coastal Marine Ecosystems Management, and Urban Ecosystems Management. Below is a graph showing the result of the self assessment tool on Environmental Governance.

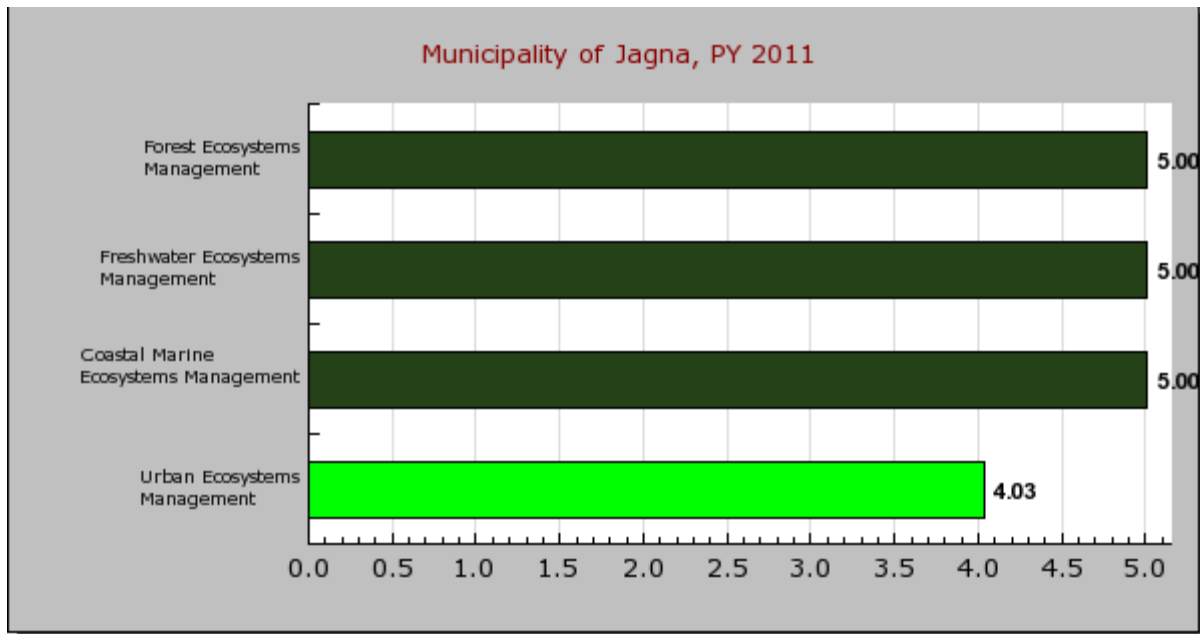
The LGU needs more focus on Urban Ecosystems Management which has a 4.03 rating. All the other areas performed excellently as shown in the graph.

Forest Ecosystems Management

The Local Government Unit of Jagna in 2011 continuously implemented programs for the rehabilitation and preservation of its forest areas.

It has conducted reforestations to three locations within the municipality. Barren mountains in the barangays of Pangdan, Can-upao and Tubod Monte were planted with trees suitable to the soil as well as the terrain.

Thru the Municipal Disaster Risk Reduction Council, it is being maintained by personnel to ensure growth of the trees.



Freshwater Ecosystems Management

As mentioned above and shown in the graph, Freshwater Ecosystems Management rose to excellent. This only shows that program within this area has been effective in addressing the need.

In place in the Comprehensive Development Plan (CDP) or Provincial Development Physical Framework Plan is the program on freshwater protection and rehabilitation. A holistic approach is applied in the protection and rehabilitation that includes non-government organizations as well as people’s organizations’ involvement.

Coastal Marine Ecosystems Management

The Coastal Marine Ecosystems Management program has been included in the plans of the LGU. In fact, moves have been instituted towards this area. In coordination with the coastal barangays, the DENR and people’s organizations, protection and rehabilitation of coastal ecosystems is already enhanced.

Moreover MPA networks are strengthened; Bantay Dagat is activated; marine sanctuaries and marine protected areas are enhanced to heighten protection of the seas.

Urban Ecosystems Management

Urban Ecosystems Management program has been integrated in the CDP.

The Integrated Solid Waste Management (ISWM) is now moving forward to comply with the standards set by the Environmental Management System.

The Solid Waste Management Plan was formulated by the Solid Waste Management Board (SWMB) with a holistic approach. Groups outside of the government were consulted. Steps initiated were in coordination with the public as public consultations were made.

Materials recovery facility is established. Segregation is done at the household level and collected per type of waste. A controlled dumpsite is now closed in compliance with the EMS. A Residual Containment Area (RCA) is temporarily underway. A landfill that is in conformity to the set standards by the EMS will be established to contain solid waste generated in the municipality.

The LGU has plans to place into proper order, proper zoning establishments especially along the riverside of the public market.

Households within metro Jagna are prohibited by the ISWM as a general rule to burn solid wastes to manage pollution. Rivers and creeks are dredged to prevent flash floods.

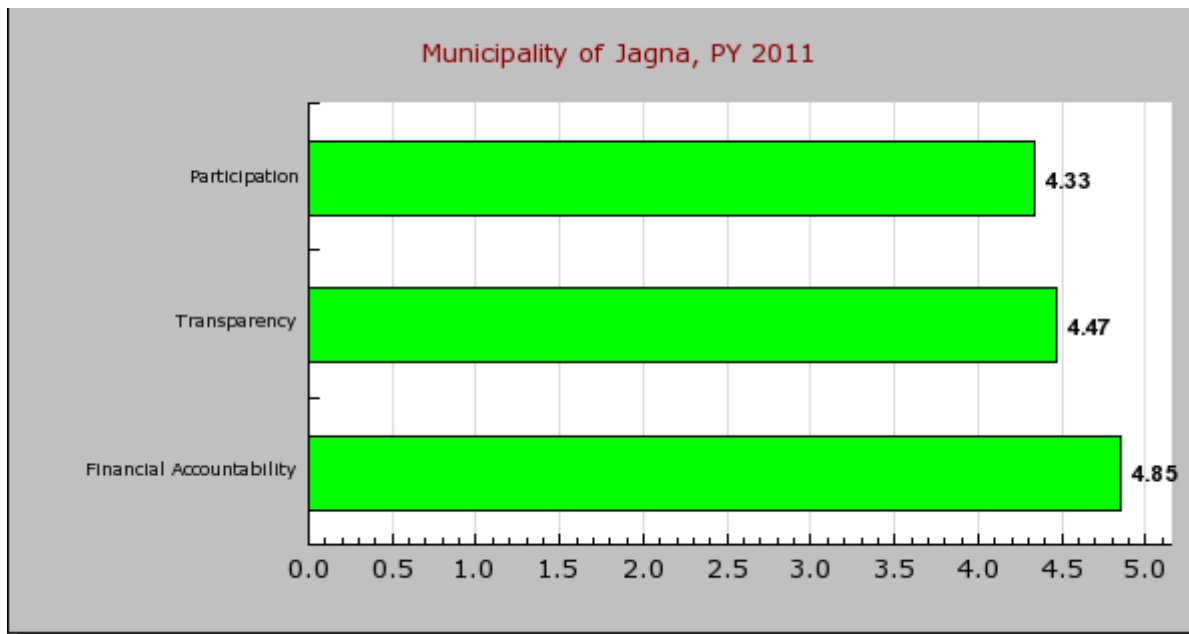
Traffic management has been a discussion within the year. Implementation of set rules on traffic will still be implemented.

Coastal clean-up was conducted twice in 2011. Most of metro Jagna is located along the shorelines. Care of the coastal ecosystem has been given priority with the establishment of the Bantay Dagat Task Force that has made it their mandate to conduct regular coastal clean-up.

On Valuing Fundamentals of Governance

This section of the report describes how the LGU values and maintains good governance in the context of Transparency, Participation, and Financial Accountability.

The Municipality of Jagna was conferred the Seal of Good Housekeeping award by the DILG for maintaining good governance and excellent financial management considering Transparency and Financial Accountability.



The graph shows that Financial Accountability with a rating 4.85 is the highest among all the areas of Valuing Fundamentals of Governance. Transparency increased this year to 4.47 from 4.33 last year. Participation is rated at 4.33 which is a steady rate as compared to last year.

Participation

Participation coming from the other sectors present in the municipality is active. People's Organizations, NGOs and representatives of sectors are part of the different bodies such as the Local Development Council, Local Health Board, Local School Board, Peace and Order Council.

Participation especially in the revision of codes for the Municipality is high. Public participation is of utmost consideration in issues and concerns that involved the welfare of the community in general.

The presence of these sectoral representatives during meetings of these different boards ensures that there is proper feedback mechanism in the LGU.

Transparency

The LGU has a public information desk present that will answer queries for information with regards to the services of the LGU offices. A regular radio program the LGU Hour thru the Jagna Community Radio, DYJP, discusses current activities and programs of the LGU offices.

Transparency is also being practiced with the Sangguniang Bayan's sessions which can be heard on air thru Jagna Community Radio (DYJP).

Regular news articles about happenings, newly implemented and accomplished projects of the LGU are read thru a province-wide circulation.

The municipality's website is also available to provide information of the activities of the municipality and the LGU.

Public documents such as transaction records contracts, financial statements are accessible to the public through LGUs website and in places accessible to the public.

Bids and awards are made transparent thru adherence to Philgeps rules. The Local Chief Executive ensures that biddings are free from political influences and go thru the correct and proper process.

Financial Accountability

LGU Jagna's financial management system is effective. Manuals or guidelines are available; disbursement are only made for approved purposes; accounting records are supported by source documentation such as canceled checks, paid bills, payrolls, contracts, subcontracts and other financial transaction documents; accountable financial officers are known and their responsibilities are clear; sanctions for erring local government personnel regarding financial transactions are clear and enforced; information about the procedure in transacting financially with the local government is available via various media.

Financial statements are prepared and submitted according to the prescribed periods and are made available upon request. Summary of Income and Expenditures is posted in at least three (3) conspicuous places in the local government unit (in the LGU bulletin board, market and church) within 30 days from year-end.

The Bids and Awards Committee function according to Section 11 of Republic Act No. 9184, or Government Procurement Reform Act. All procurement laws and procedures are followed. Bidding is held in the Municipal Hall.

Most of the time cash advances, official travels are liquidated within the prescribed period. Petty operating expenses and field operating expenses are liquidated within 20 days after the end of the year subject to replenishment as frequently as necessary during the year is being practiced.

Commission on Audit findings during audits are acted upon appropriately and immediately ensuring compliance on government auditing rules.

Priority Areas for Action

Key Areas for Strategic Directions and Actions

The LGU attained excellent rating in the areas of Customer Service – Civil Applications, Forest Ecosystems Management, Freshwater Ecosystems Management and Coastal Marine Ecosystems Management.

The least of all the ratings is Resource Allocation and Utilization with only 2.75 while Support to Fishery Services is down to 3.81. While these 2 service areas attained high ratings in the year 2010, it dropped to its lowest rating for the current year. There is a need to review programs and policies affecting these two areas so as to institute reforms for the current year.

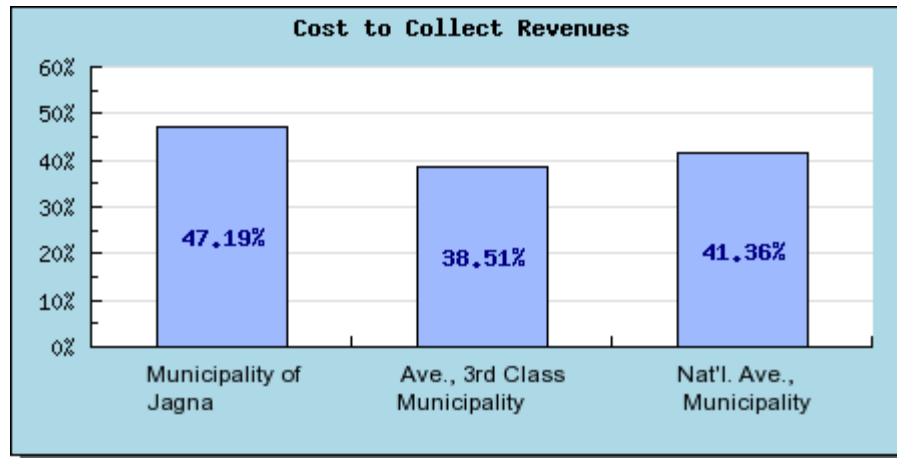
The rest of the ratings were 4 and up meaning a need to exert more effort to achieve higher performance for the current year with the implementation of several programs to achieve an excellent rating.

II. FINANCIAL PERFORMANCE (LGPMs Data)

Financial Performance e-Report

Municipality of Jagna

Revenue Generation



Interpretation Guide

Indicator:

Cost to Collect Revenues

Computation:

$(\text{cost in collecting revenues} / \text{total local revenues collected}) \times 100$

Significance:

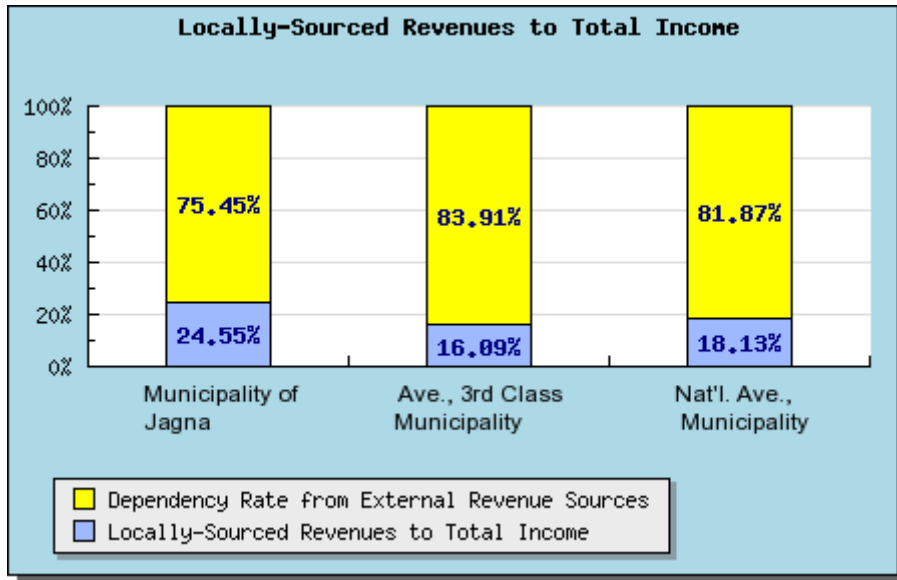
Determines local revenue collection efficiency

Desired performance:

Should be lower than the average of LGUs with the same LGU type and income class

Exceptional performance:

Lower for both conditions: (1) average of LGUs with the same LGU type and income class, (2) national average of the same LGU type regardless of income class



Interpretation Guide

Indicator:

Locally-Sourced Revenues to Total Income

Computation:

$(\text{Amount of locally-sourced revenues} / \text{Total LGU Income}) \times 100$

Significance:

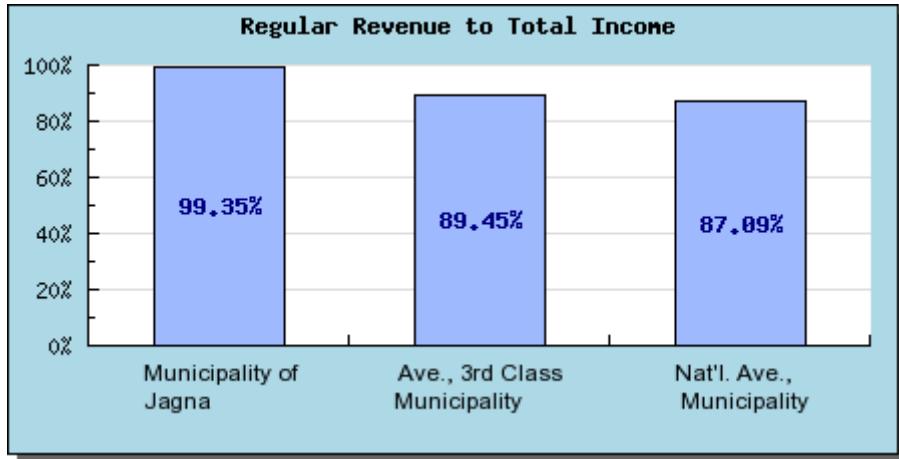
Determines local revenue collection effort and dependency from external revenue sources, eq. IRA & other inter-governmental fund transfer

Desired performance:

Locally-sourced revenues to total income should be higher than the average of LGUs with the same LGU type and income class

Exceptional performance:

Locally-sourced revenues to total income should be higher than the: (1) average of LGUs with the same LGU type and income class, (2) national average of the same LGU type regardless of income class



Interpretation Guide

Indicator:

Regular Revenues to Total Income

Computation:

$$[(\text{Locally Sourced Revenues} + \text{IRA}) / \text{Total LGU Income}] \times 100$$

Significance:

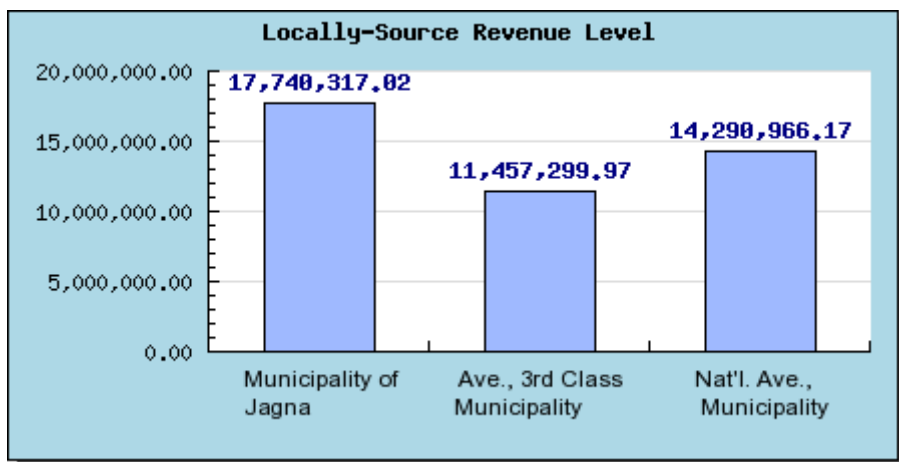
Describes reliability of funding sources

Desired performance:

Should be higher than the average of LGUs with the same LGU type and income class

Exceptional performance:

Should be higher than the: (1) average of LGUs with the same LGU type and income class, (2) national average of the same LGU type regardless of income class



Interpretation Guide

Indicator:

Locally-Sourced Revenue Level

Computation:

Amount of Locally-Sourced Revenue

Significance:

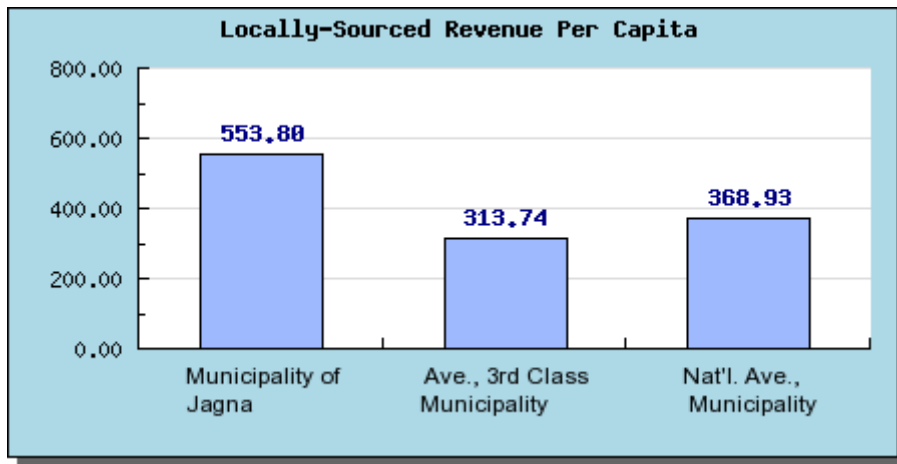
Describes locally-sourced revenue gap between the LGU and average of LGUs (by LGU type and income class)

Desired performance:

Should be higher than the average of LGUs with the same LGU type and income class

Exceptional performance:

Should be higher than the: (1)average of LGUs with the same LGU type and income class, (2) national average of the same LGU type regardless of income class



Interpretation Guide

Indicator:

Locally-Sourced Revenue Per Capita

Computation:

(amount of locally-sourced revenue/population)

Significance:


Describes locally-sourced revenue per capita gap between your LGU and average of LGUs

Desired performance:

Should be higher than the average of LGUs with the same LGU type and income class

Exceptional performance:

Should be higher than the: (1)average of LGUs with the same LGU type and income class, (2) national average of the same LGU type regardless of income class



Interpretation Guide

Indicator:

Real Property Tax (RPT) Accomplishment Rate

Computation:

$(\text{Amount of RPT collected} / \text{Amount of projected RPT collectibles}) \times 100$

Significance:

RPT is one of the major sources of income of LGUs in general. This indicator determines local revenue collection effort on RPT.

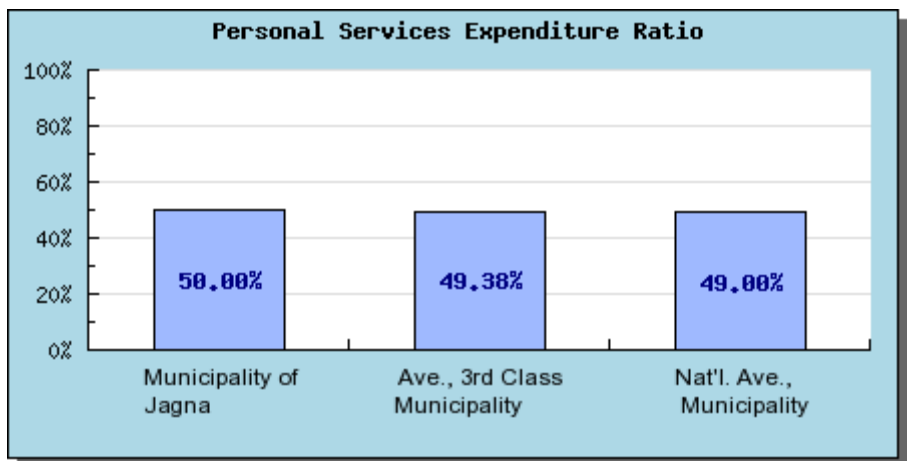
Desired performance:

Should be higher than the average of LGUs with the same LGU type and income class

Exceptional performance:

Should be higher than the: (1) average of LGUs with the same LGU type and income class, (2) national average of the same LGU type regardless of income class

Resourced Allocation and Utilization



Interpretation Guide

Indicator:

Personal Services Expenditure Ratio

Computation:

$(\text{Personnel services expenditures} / \text{Total expenditures}) \times 100$

Significance:

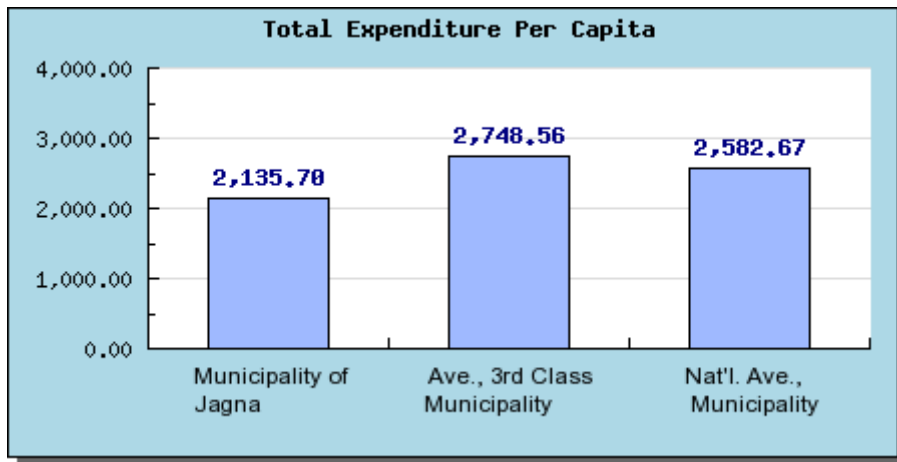
Determines the biases of the local government unit in terms of budget allocation

Desired performance:

Determines the biases of the local government unit in terms of budget allocation LGU type and income class. Should not exceed with the ceiling as mandated by law, i.e., for 1st - 3rd class LGUs - 45%, for 4th - 6th class LGUS - 55%.

Exceptional performance:

Met these three conditions: (1) lower than the average of LGUs with the same LGU type and income class, (2) lower than national average of LGUs with the same LGU type regardless of income class, (3) Did not exceed the 45-55 ceiling for P.S.



Interpretation Guide

Indicator:

Total Expenditure Per Capita

Computation:

$\text{Total expenditures} / \text{population}$

Significance:

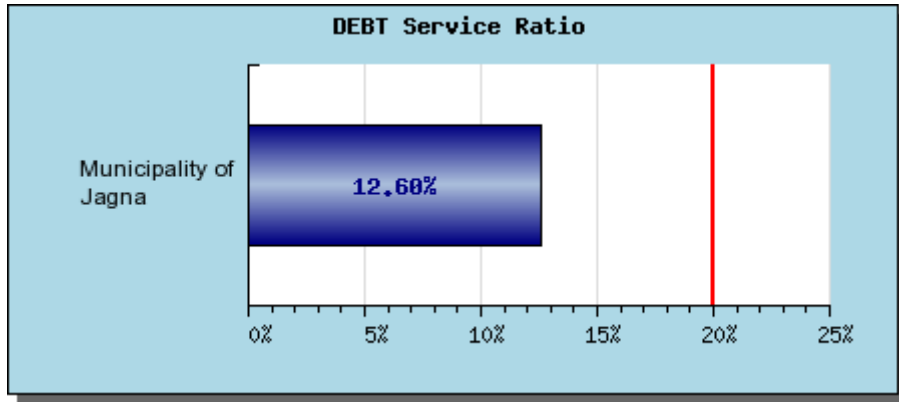
Describes how much was actually spent by the LGU in a per capita basis.

Desired performance:

Should be higher than the average of LGUs with the same LGU type and income class

Exceptional performance:

Should be higher than the: (1) average of LGUs with the same LGU type and income class, (2) national average of the same LGU type regardless of income class.



Interpretation Guide

Indicator:

Debt Service Ratio

Computation:

Actual debt service cost/regular income

Significance:

Considers the proportion of actual debt service costs to total regular income.

Desired performance:

Should not exceed 20% of the regular income. That is the debt servicing limitation set for under LG Code of 1991.

III. PRIORITY STRATEGIES FOR IMPLEMENTATION

The following are the priority projects for the year 2012:

1. Continue the program on the rehabilitation of the waterworks system;
2. Rehabilitate/Upgrade the slaughterhouse;
3. Continue in the implementation of a sanitary landfill;
4. Continue in the implementation of the Jagna Terminal project.